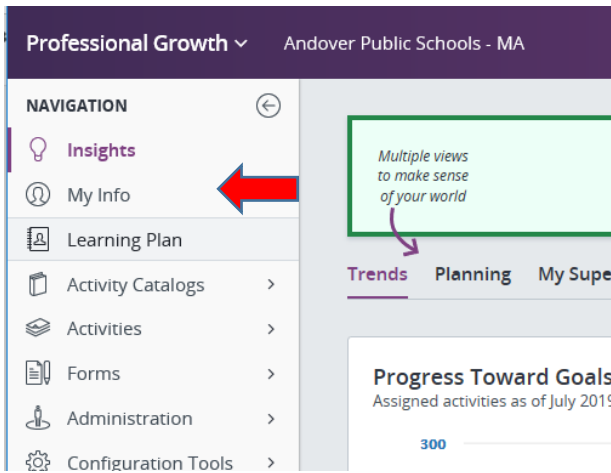


Accessing a Rubric

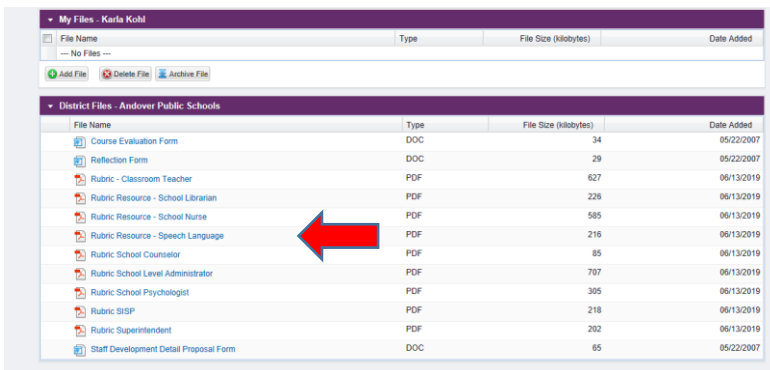
1. Click on the 'My Info' on the side menu on the left.



2. Click on the 'My File Library' on the extended side menu.

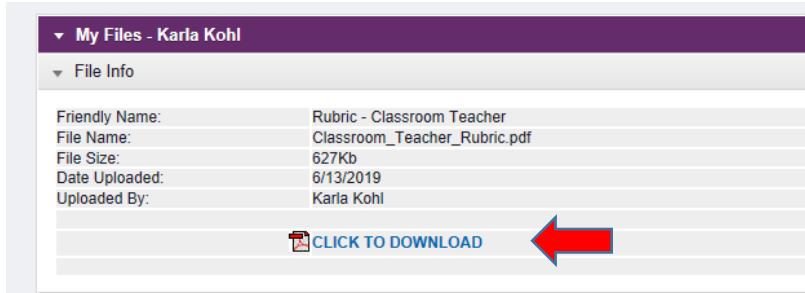


3. Click on the Rubric you would like to review.



Accessing a Rubric

4. Click on the 'Click to Download' link



The screenshot displays a file management interface. At the top, there is a purple header bar with the text "My Files - Karla Kohl". Below this, a section titled "File Info" contains the following details:

Friendly Name:	Rubric - Classroom Teacher
File Name:	Classroom_Teacher_Rubric.pdf
File Size:	627Kb
Date Uploaded:	6/13/2019
Uploaded By:	Karla Kohl

Below the file information, there is a button labeled "CLICK TO DOWNLOAD" with a red arrow pointing to it from the right.