

## Instructions for STUDENTS/ FAMILIES

### Opt-In for At-Home Testing or Positive COVID-19 case

1. Log into the Aspen Family Portal with your **PARENT** account.

<https://ma-andover.myfollett.com/>

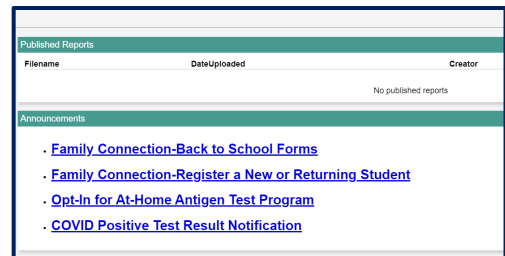
Make sure you are **NOT** logging in with a **STUDENT** account.

If you are logging in on a mobile device, click on the three-bar menu button in the upper left corner and select View Full Site.

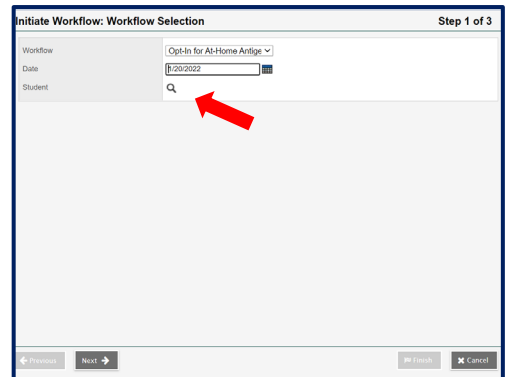
2. After logging into Aspen, click the link that reads: **“Opt-In for At-Home Antigen Test Program”**

OR

**“COVID Positive Test Result Notification”**



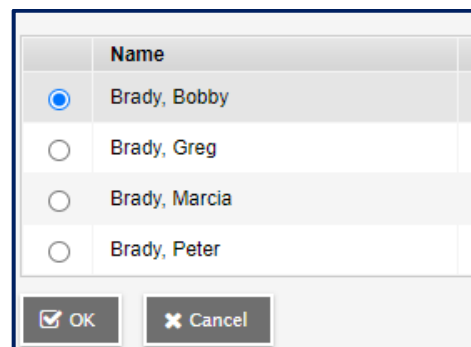
3. Click the magnifying glass icon next to Student.



4. Select the child for whom you would like to provide consent.

5. Click **OK**

6. Click **Next**



Review the opt-in form for your student and select the appropriate choices.

7. When you are finished, click **Next**.
8. On the following screen click **Finish**.

**If you have more than one student at APS, please repeat these directions for each student.**