



Town of Andover Afterschool Program Needs Assessment Survey

▶ Monday, November 14, 2016



1350

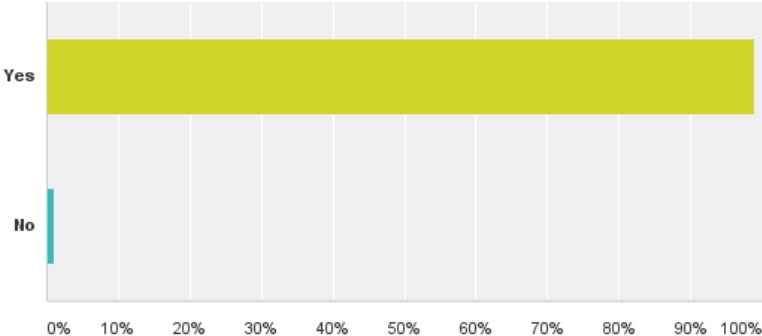
Total Responses

Date Created: Tuesday, September 13, 2016

Complete Responses: 1350

Q1: Do you have child(ren) currently enrolled or anticipated to be enrolled in the Andover Public School System?

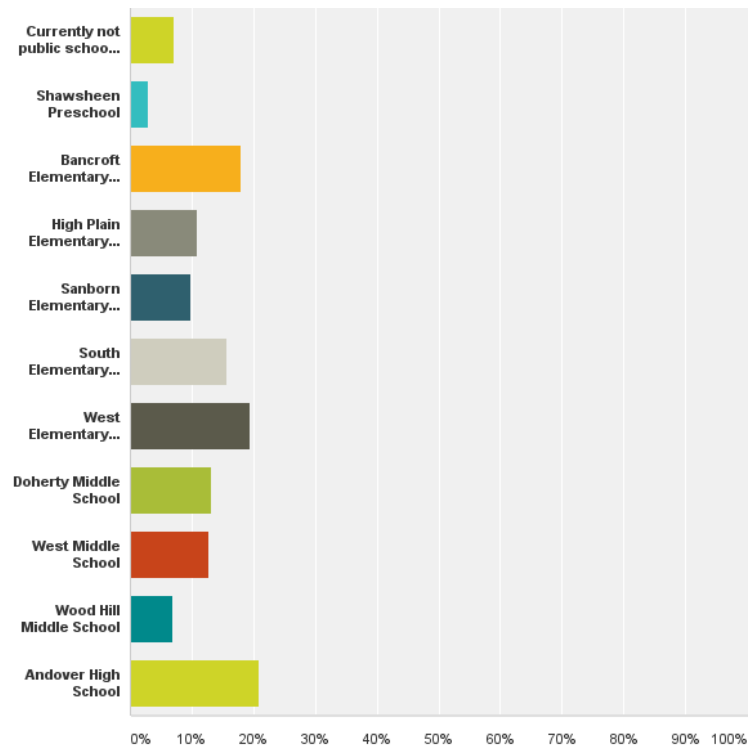
Answered: 1,349 Skipped: 1



Answer Choices	Responses	
Yes	98.89%	1,334
No	1.11%	15
Total Respondents: 1,349		

Q2: If you answered yes to Question 1, please check the appropriate school(s).

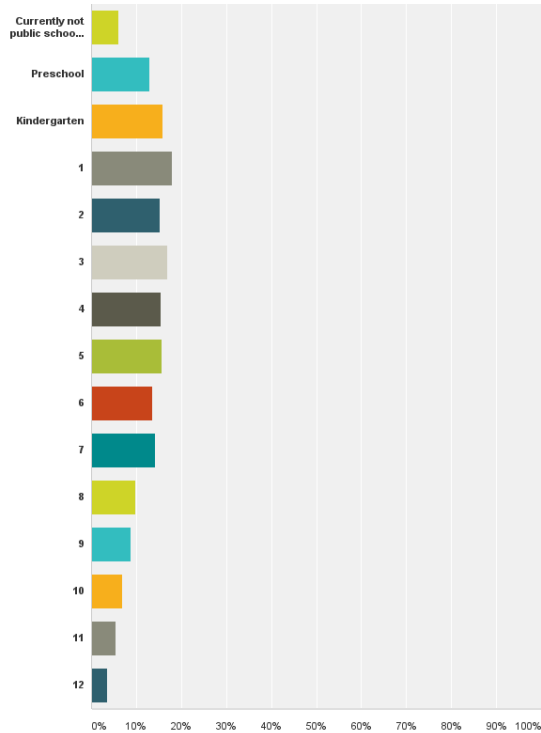
Answered: 1,335 Skipped: 15



Answer Choices	Responses
Currently not public school age	7.04% 94
Shawsheen Preschool	2.92% 39
Bancroft Elementary School	17.90% 239
High Plain Elementary School	10.94% 146
Sanborn Elementary School	9.89% 132
South Elementary School	15.58% 208
West Elementary School	19.40% 259
Doherty Middle School	13.18% 176
West Middle School	12.66% 169
Wood Hill Middle School	6.89% 92
Andover High School	20.82% 278
Total Respondents: 1,335	

Q3: Please check appropriate current grade(s) of your child(ren).

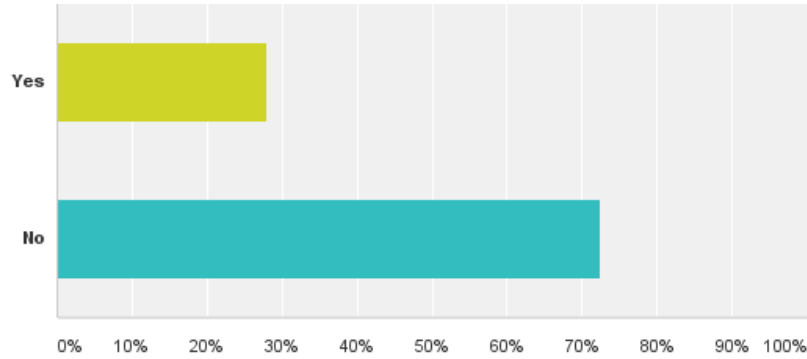
Answered: 1,343 Skipped: 7



Answer Choices	Responses
Currently not public school age	5.96% 80
Preschool	12.88% 173
Kindergarten	15.86% 213
1	17.94% 241
2	15.34% 206
3	16.98% 228
4	15.41% 207
5	15.56% 209
6	13.63% 183
7	14.22% 191
8	9.75% 131
9	8.71% 117
10	6.85% 92
11	5.51% 74
12	3.57% 48
Total Respondents: 1,343	

Q4: Does your child currently attend a licensed afterschool program?

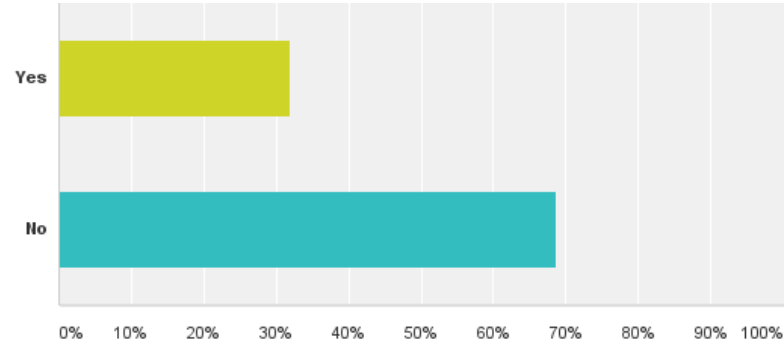
Answered: 1,343 Skipped: 7



Answer Choices	Responses
Yes	28.00% 376
No	72.38% 972
Total Respondents: 1,343	

Q5: Do you currently use a babysitter for afterschool care?

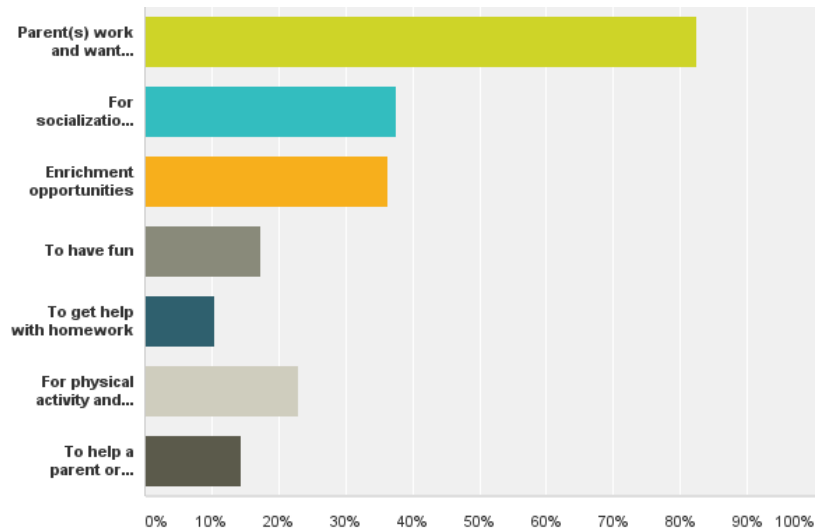
Answered: 1,334 Skipped: 16



Answer Choices	Responses
Yes	32.01% 427
No	68.59% 915
Total Respondents: 1,334	

Q6: If your child does currently attend a licensed afterschool program, please indicate the top two reasons why.

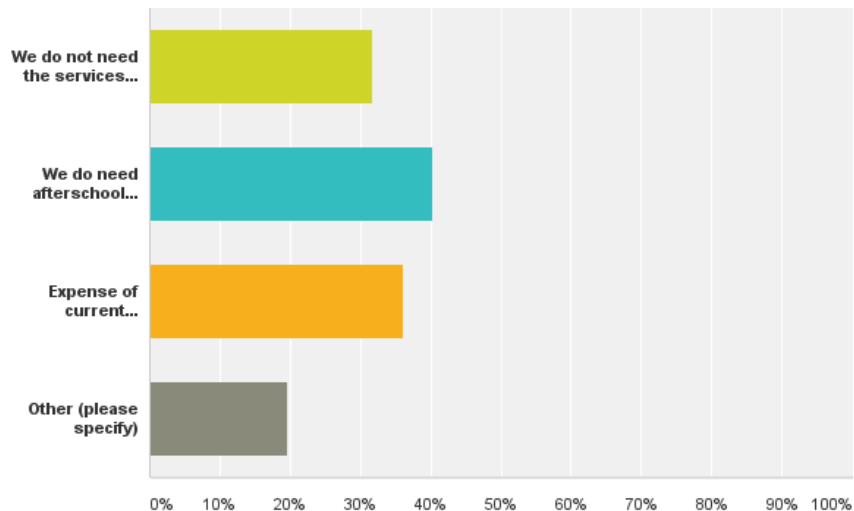
Answered: 463 Skipped: 887



Answer Choices	Responses
Parent(s) work and want child(ren) to be safe after school	82.51% 382
For socialization and to build friendships	37.58% 174
Enrichment opportunities	36.29% 168
To have fun	17.28% 80
To get help with homework	10.37% 48
For physical activity and wellness	22.89% 106
To help a parent or guardian juggle after school activities	14.47% 67
Total Respondents: 463	

Q7: If you currently are not sending your child to a licensed afterschool program please indicate the reason(s) why.

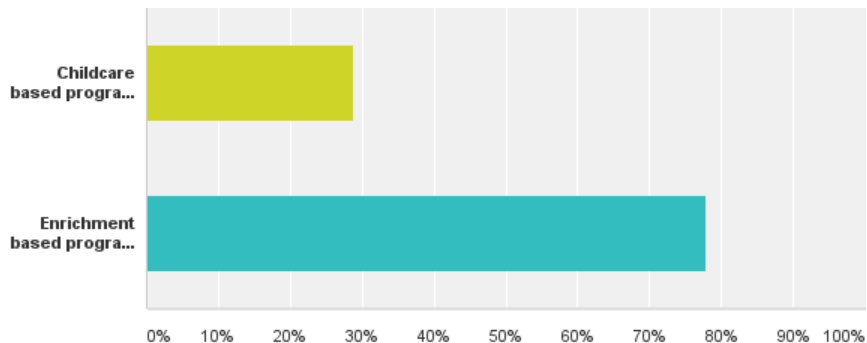
Answered: 959 Skipped: 391



Answer Choices	Responses
We do not need the services of an afterschool program	31.80% 305
We do need afterschool care but have made alternative arrangements (babysitter, relative, etc..)	40.25% 386
Expense of current afterschool program options	36.08% 346
Other (please specify)	19.60% 188
Total Respondents: 959	

Q8: If you assume that each option below, although possibly priced differently, provides a safe, fun and secure environment where your child can be physically active and enjoy social interaction, which licensed childcare option are you more likely to seek?

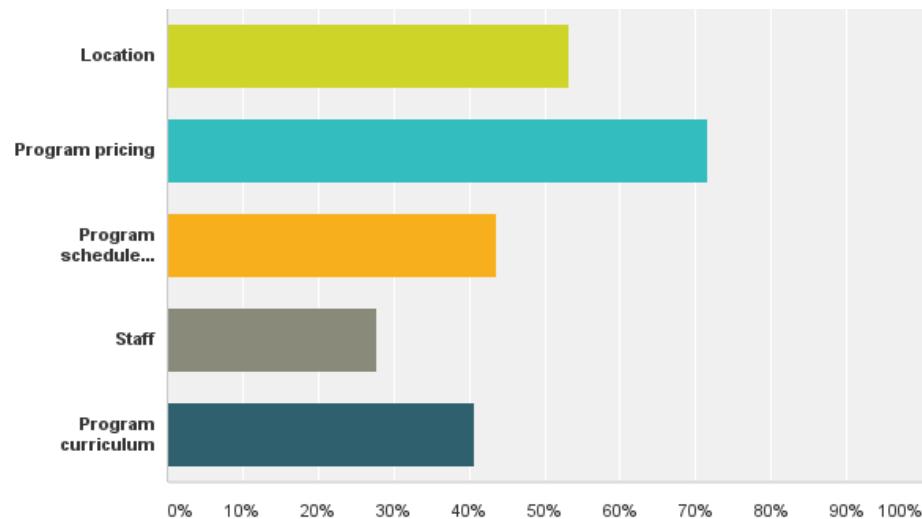
Answered: 1,251 Skipped: 99



Answer Choices	Responses
Childcare based program, with simple activities from right after school until 6pm	28.86% 361
Enrichment based program, with a dynamic curriculum and lots of electives from right after school until 6pm	77.94% 975
Total Respondents: 1,251	

Q9: If you assume that each option above provides a safe, fun and secure environment where your child can be physically active and enjoy social interaction, what other key factors would contribute to your after school childcare decision? (please choose two)

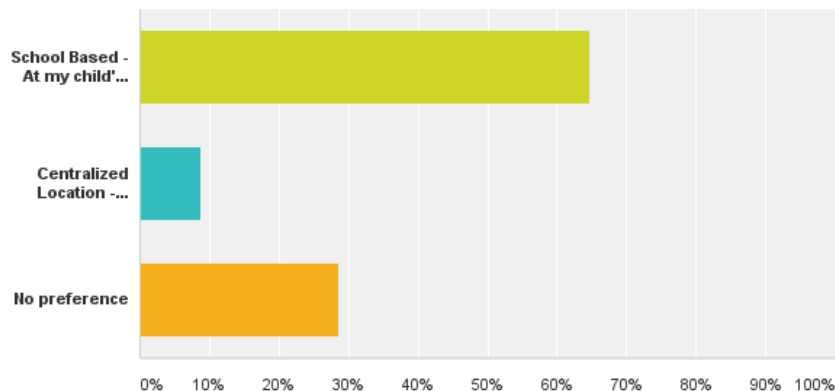
Answered: 1,272 Skipped: 78



Answer Choices	Responses
Location	53.22% 677
Program pricing	71.70% 912
Program schedule flexibility	43.63% 555
Staff	27.67% 352
Program curriculum	40.80% 519
Total Respondents: 1,272	

Q10: Do you prefer a school based afterschool program or a centralized location afterschool program?

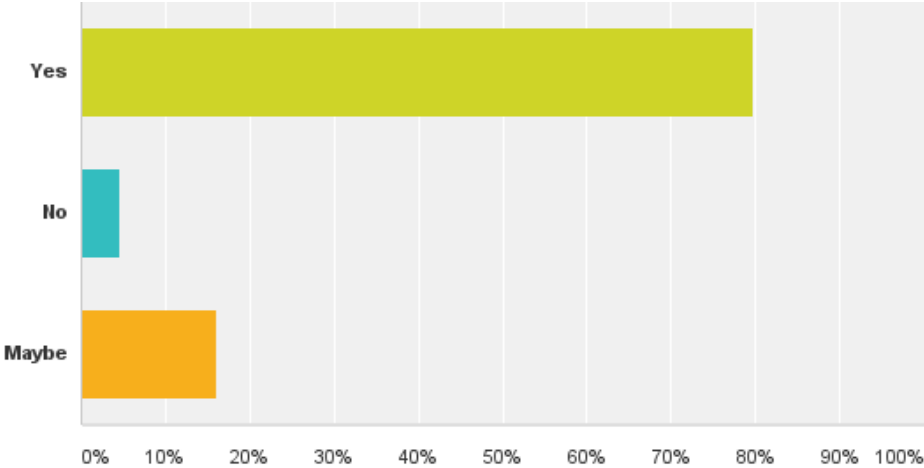
Answered: 1,294 Skipped: 56



Answer Choices	Responses
School Based - At my child's school	64.76% 838
Centralized Location - Students are transported to a single location	8.81% 114
No preference	28.59% 370
Total Respondents: 1,294	

Q11: Do you support the Town of Andover developing a licensed afterschool program that addresses the communities unmet needs?

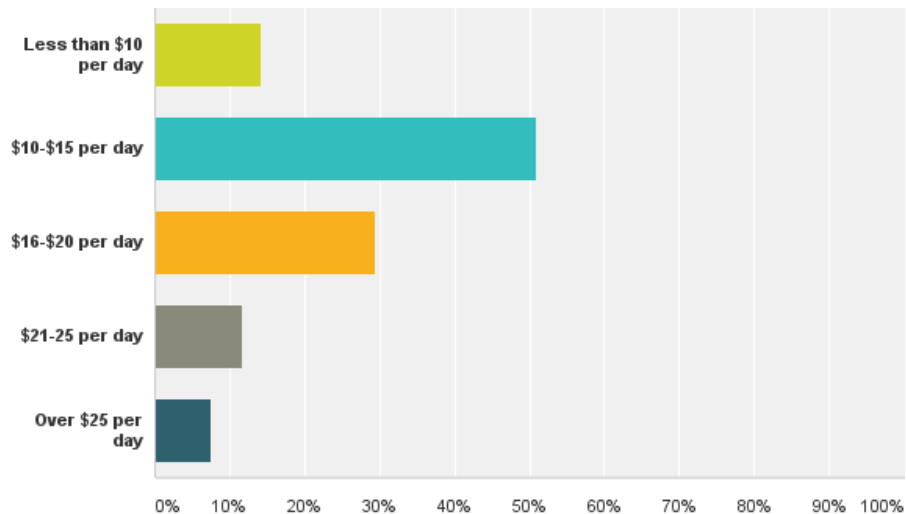
Answered: 1,324 Skipped: 26



Answer Choices	Responses
Yes	79.76% 1,056
No	4.61% 61
Maybe	16.09% 213
Total Respondents: 1,324	

Q12: Understanding that a program's price will directly affect the specific program offerings, how much would you be willing to pay per child/per day for an afterschool program that was held until 6 pm? For example: I would be willing to pay \$15 a day/per child (\$75/week, \$300/month) for a 5-day afterschool program.

Answered: 1,252 Skipped: 98



Answer Choices	Responses
Less than \$10 per day	14.14% 177
\$10-\$15 per day	50.96% 638
\$16-\$20 per day	29.39% 368
\$21-25 per day	11.66% 146
Over \$25 per day	7.51% 94
Total Respondents: 1,252	