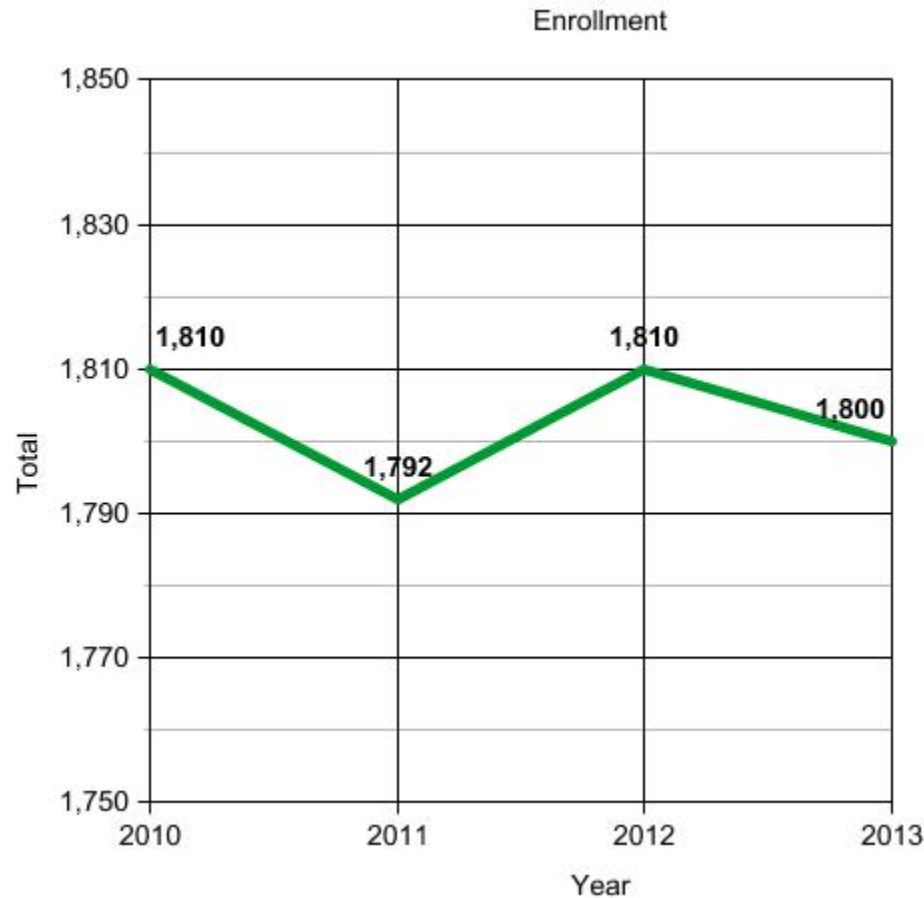


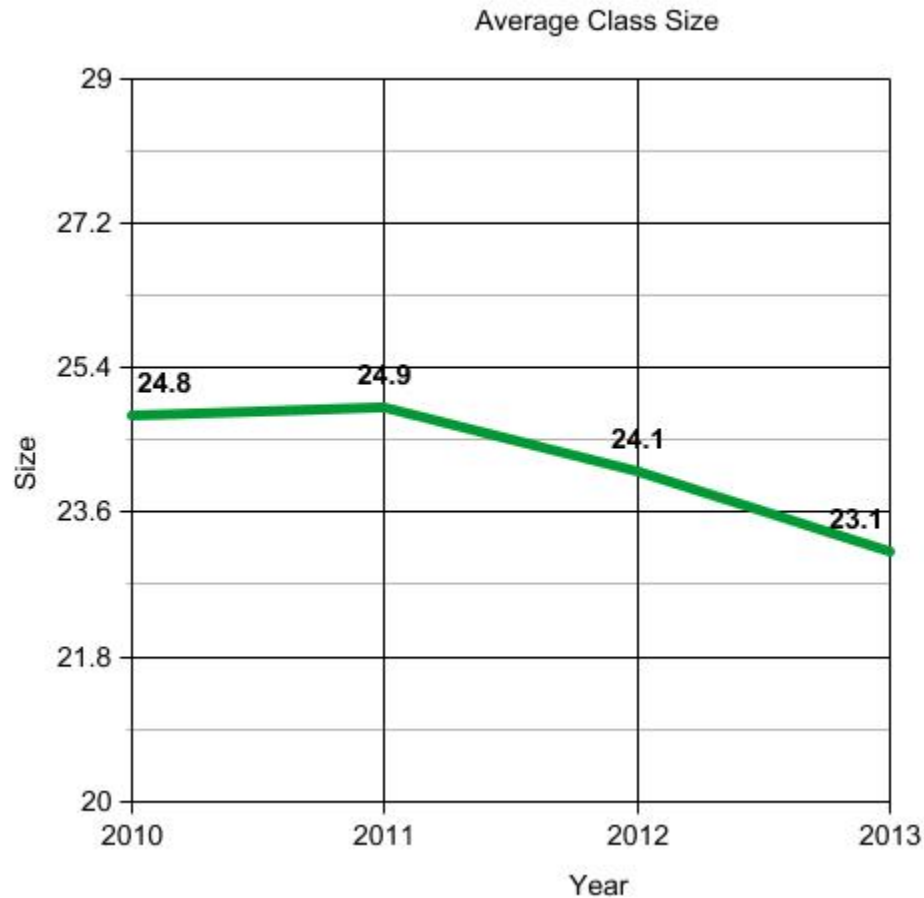
Andover High School Class Enrollment Analysis

Data compiled from the
October 1st Master Schedule (2010, 2011, 2012, 2013)

Andover High School October 1st – Enrollment Figures

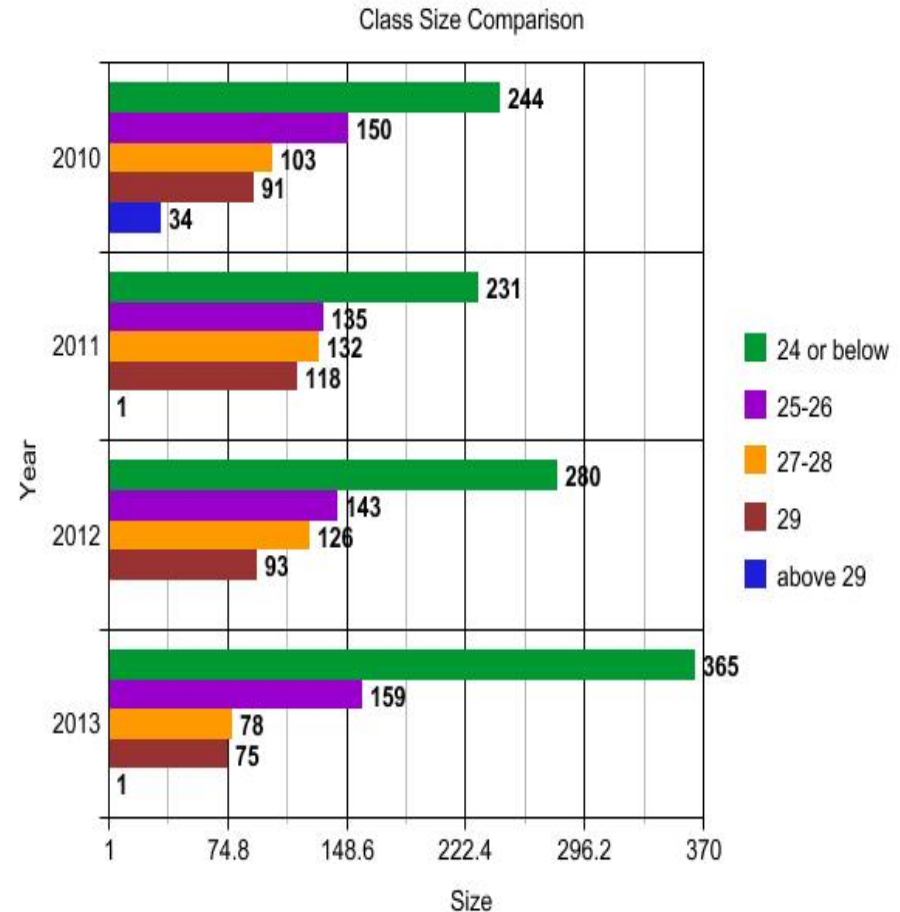


AHS Average Class Size - October 1st 4 Year Analysis



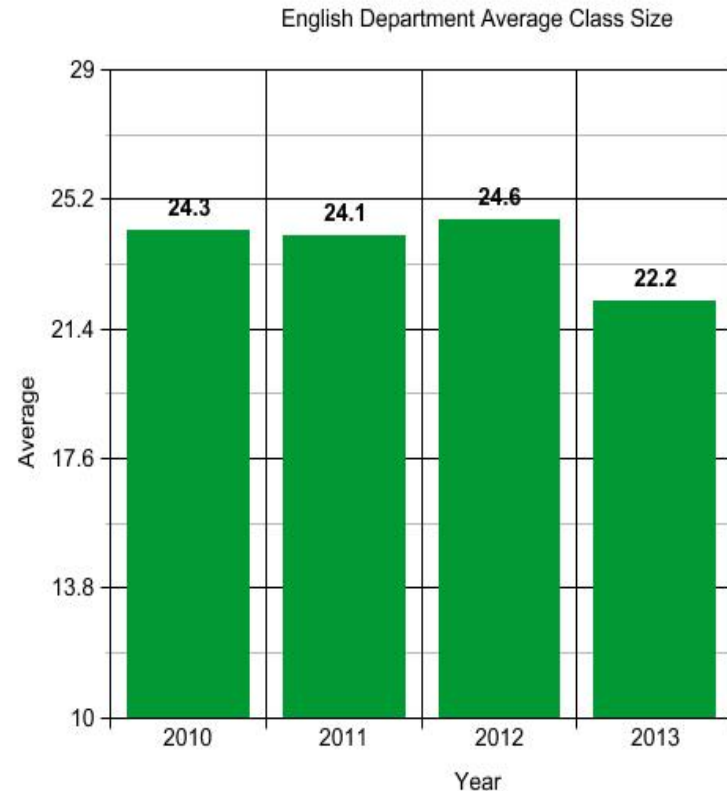
Course Sections Comparison

- There are 56 additional course sections from 2010 to 2013.
- 54% of the course sections have class sizes of 24 students or below.
- That is a 14% increase from 2010.
- The 1 section above 29 is Band with 32 students.



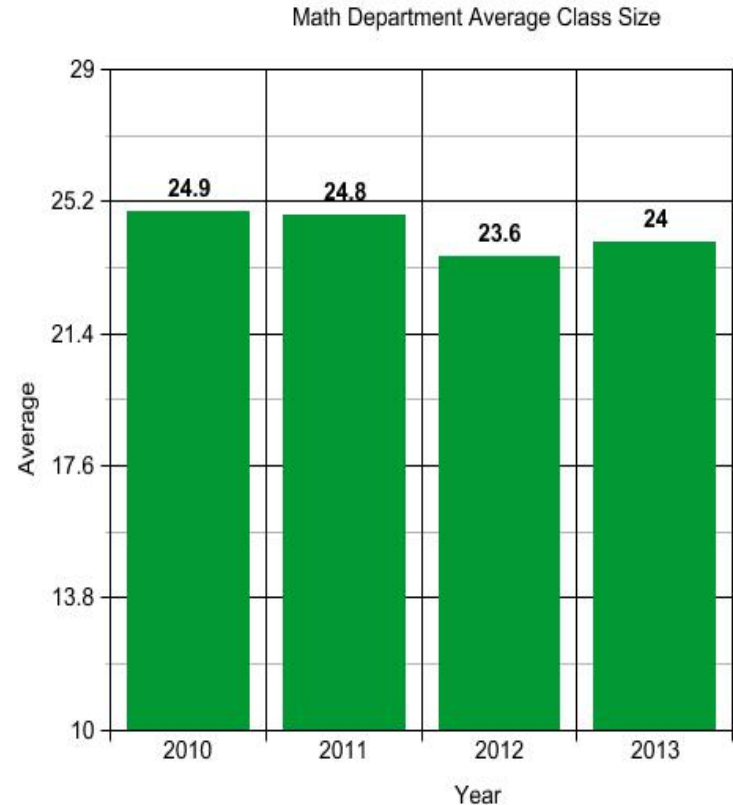
English

- Decrease in average class size since 2010.
- English courses (with the expectation of AP English) are capped at 26 or below.
- Out of the 109 sections 65% of the sections have 24 students or below.
- With the addition of the grade 9 composition course there was a 2.7 FTEs increase since October 2010 (current FTEs - 19.1).
- Two Tutorial Writing Labs will be piloted during the 2nd semester.



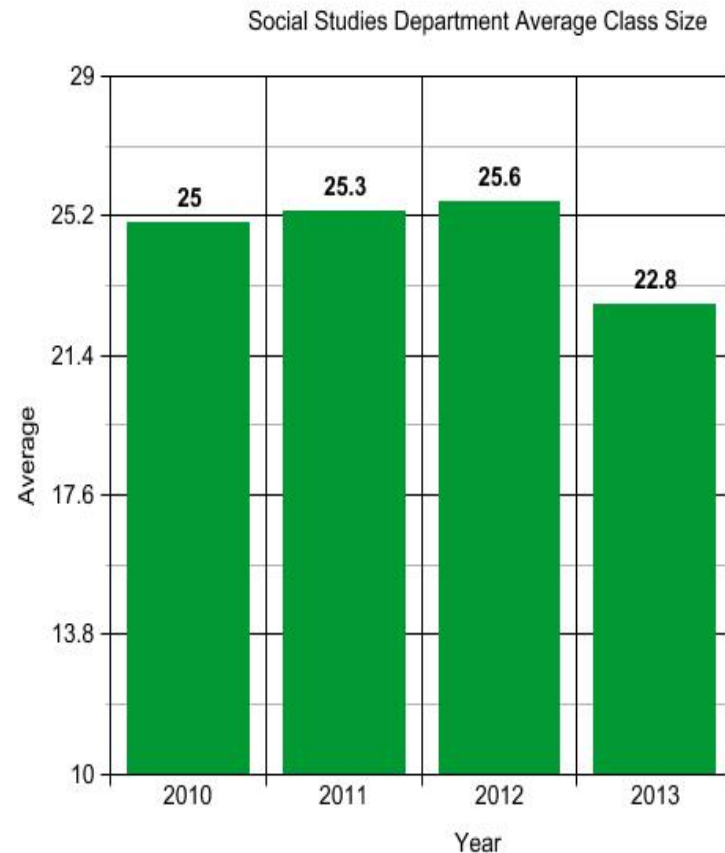
Math

- The average class size has remained steady in the range of 24 to 25 students.
- Out of 101 sections 43% have 24 students or below.
- The variation in student load is due in part to the two math programs (traditional and core-plus) and four math levels.
- One Tutorial Math Labs will be piloted during the 2nd semester.
- Current FTEs - 17.32.



Social Studies

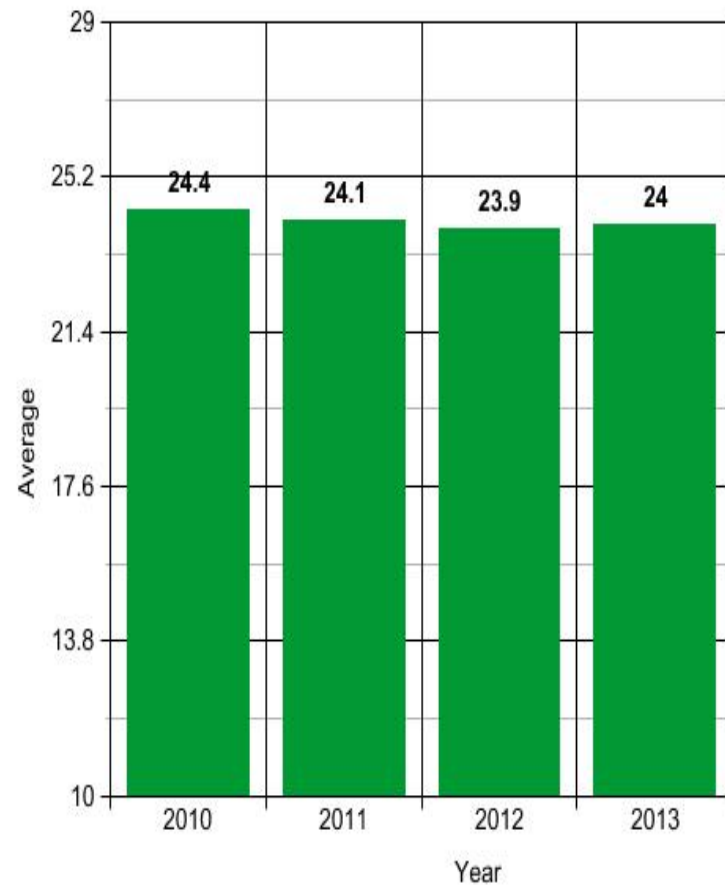
- There is a decrease in average class size.
- Social Studies courses (with the exception of AP Social Studies) are capped at 26 or below.
- Out of the 87 sections 67% of the sections have 24 students or below.
- Current FTEs - 15.67.



Science

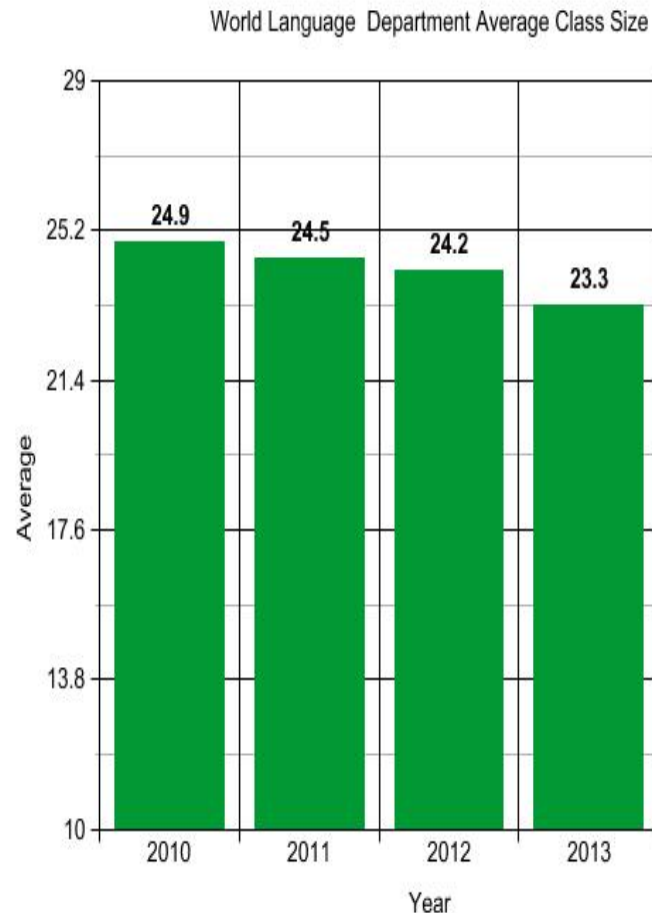
- The average class size has remained steady in the range of 24 students.
- Science lab courses are capped at 26 students due to OSHA.
- Out of 105 sections 40% have 24 students or below.
- The 5 sections above 26 students include 1 section of Exploring Engineering and 4 half credit sections in Bioethics.
- 1st year of the Environmental Sustainability Internship Program had 23 students.
- 5 teachers have 7 sections which are a combination of full credit and half credit courses resulting in higher total number of students.
- Current FTEs 16.7.

Science Department Average Class Size



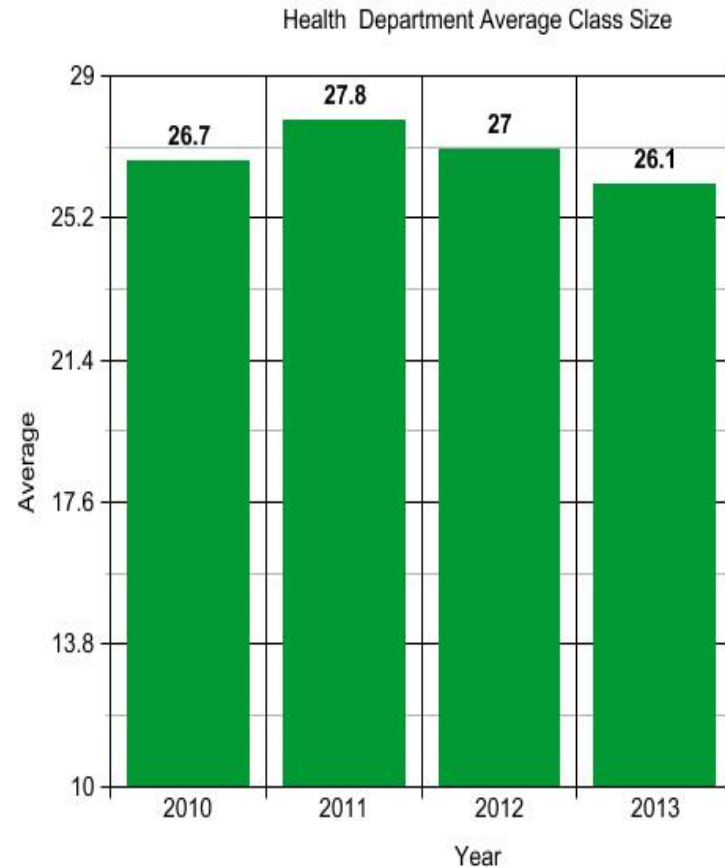
World Language

- There is a decrease in average class size.
- Out of the 71 sections 51% of the sections have 24 students or below.
- 1st year of the Service Learning Course (*Servir Para Aprender*) has 16 students.
- Current FTEs is 12.8.



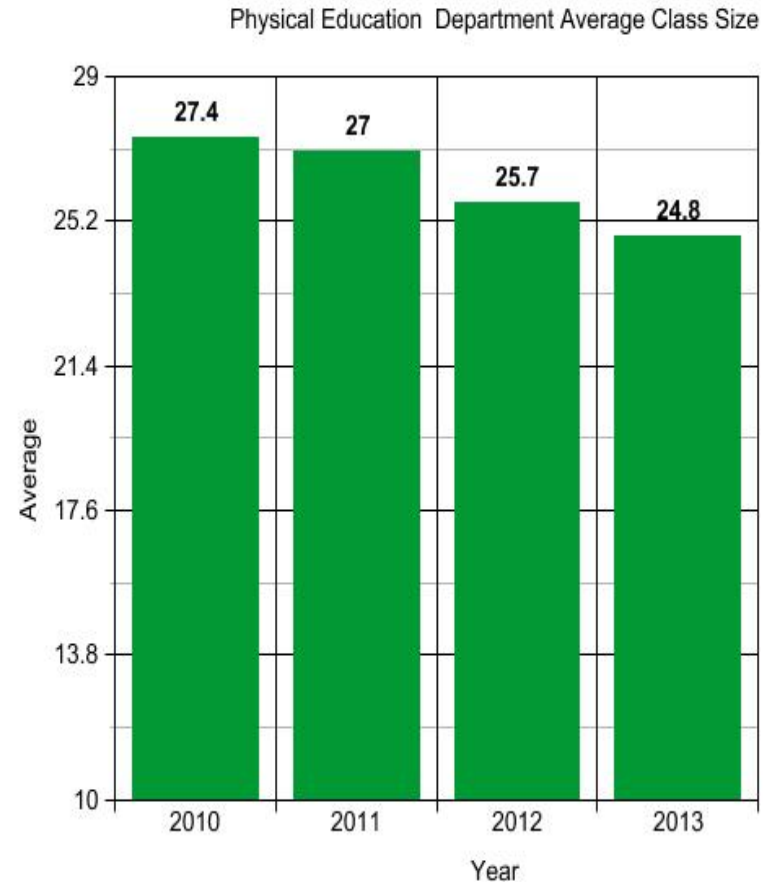
Health

- The average class size had a slight decrease to 26.1.
- Students from the range of 26.1 to 27.8 students.
- Out of 42 sections 26% have 24 students or below.
- 6 Health Sections are Yoga of the Mind and Body.
- Current FTEs is 3.6.



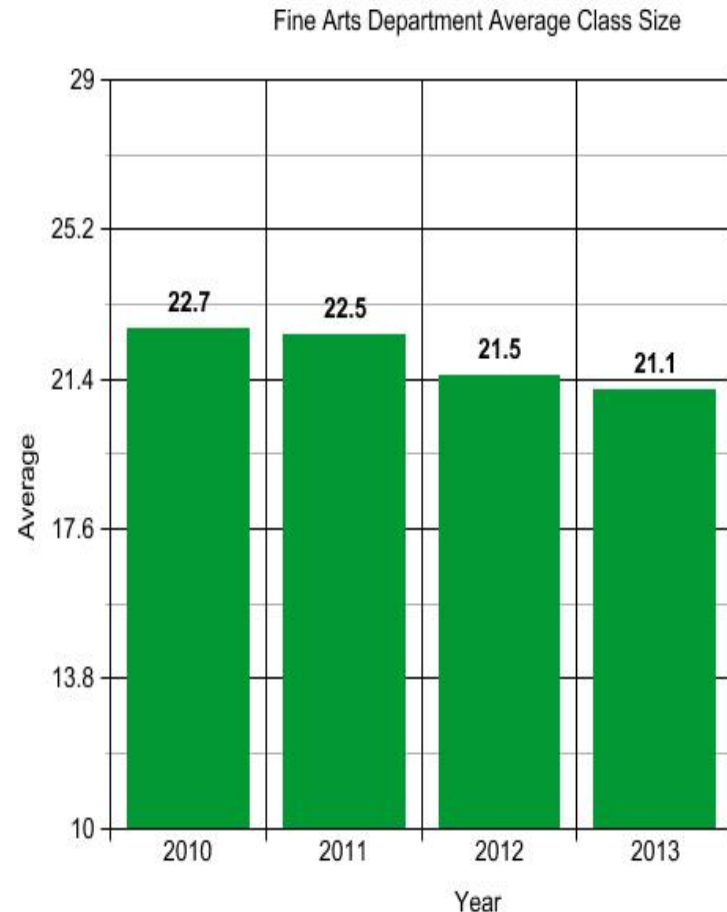
Physical Education

- There is a decrease in average class size.
- Out of the 66 sections 38% of the sections have 24 students or below.
- Current FTEs are 5.6.



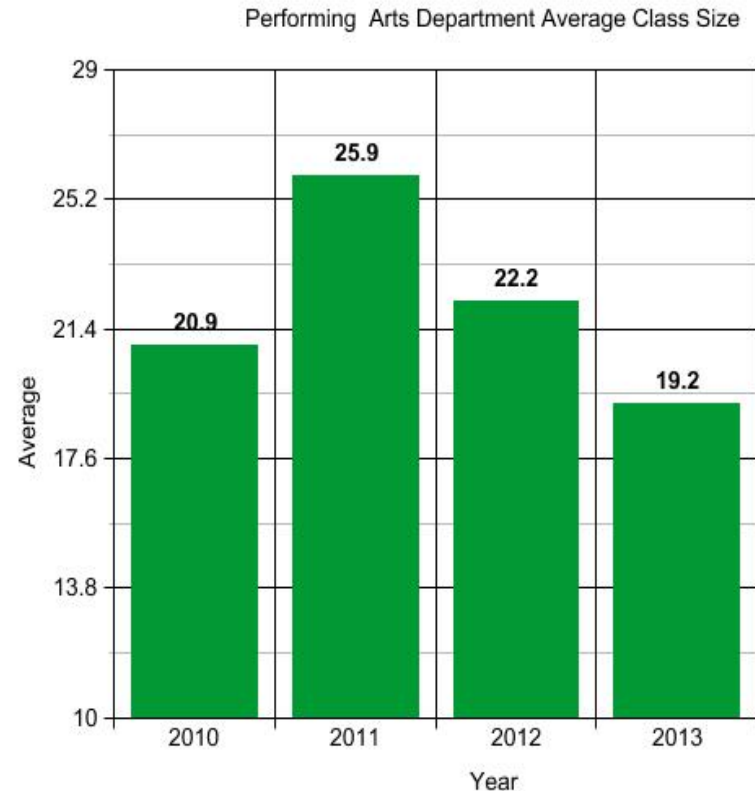
Fine Arts

- Applied Technology course offerings have been integrated into the Fine Arts Department.
- The average class size in the Fine Arts remains in the range of the low twenties.
- Out of 76 sections 84% of the sections have 24 students or below.
- Current FTEs – 6.6.



Performing Arts

- There is a decrease in average class size.
- Out of the 21 sections 71% of the sections have 24 students or below.
- Current FTEs - 1.5.
- The 1 section above 29 is Band with 32 students.



Dual Enrollment Programs

- 44 students are enrolled in dual enrollment programs (*on-line or on-site*) which is a 41% increase from last year.

Aventa Language	2
Brighman Young Univ Online	7
edX Online Learning	9
Johnson & Wales	4
Keystone Online HS	13
Merrimack College	4
Northern Essex CC	4
Univ. of Texas, Austin	1

Additional Learning Opportunities

- **Community Service** - opportunities within the school day continue to grow with 234 students enrolled in community service programs
- **Independent Study** - 9 students
- **Senior Exhibition Projects** - 34 Seniors
- **AHS Help Desk Intern & Innovation Lab** - 14 students

Directed Studies

- 54 sections of Directed Studies - 9 % decrease from last year.
- 57% of the Directed Studies have 24 students or less.